

Using the Smarthinking Online Essay Centre

Contents

What is Smarthinking?	1
Access Smarthinking	1
Smarthinking Home Page	2
Submit an assignment for review	2
Retrieving your feedback from Smarthinking.....	5
FAQs	6

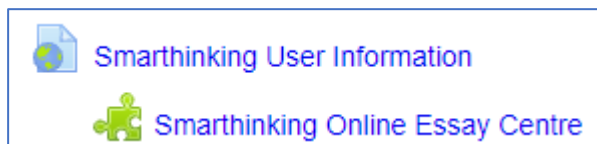
What is Smarthinking?

Smarthinking is a review and feedback service for written assignments. Students in eligible units can upload a draft assignment to Smarthinking and get feedback on their work within 48 hours. The feedback is provided by a professional tutor. Limits on how much students can use of Smarthinking may apply – check with your college.

Access Smarthinking

Smarthinking is available from within the online class space for selected units/modules.

- Navigate to an online class space.
- Find the link to Smarthinking in the Unit Assessment Information and Submission section of your unit class space:



Click on the Smarthinking link. If you don't see the Smarthinking page, or you get an error message go to [Allowing Cookies and Popups](#)

Smarthinking Home Page

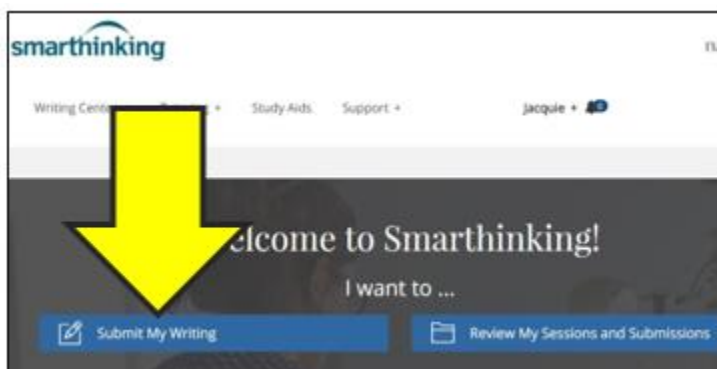


Submit an assignment for review

When you have completed a draft of your assignment, you can submit it to a Smarthinking for review and receive feedback within 48 hours.

Note: this service is intended to assist you to build writing skills and does not replace the marking or feedback provided by your teacher. You still need to submit your assignment in your online class space by the due date.

Step 1: Select 'Submit My Writing'



Step 2: Select 'Essay Centre'



smarthinking

Writing Center + Tutoring + Study Aids Support +

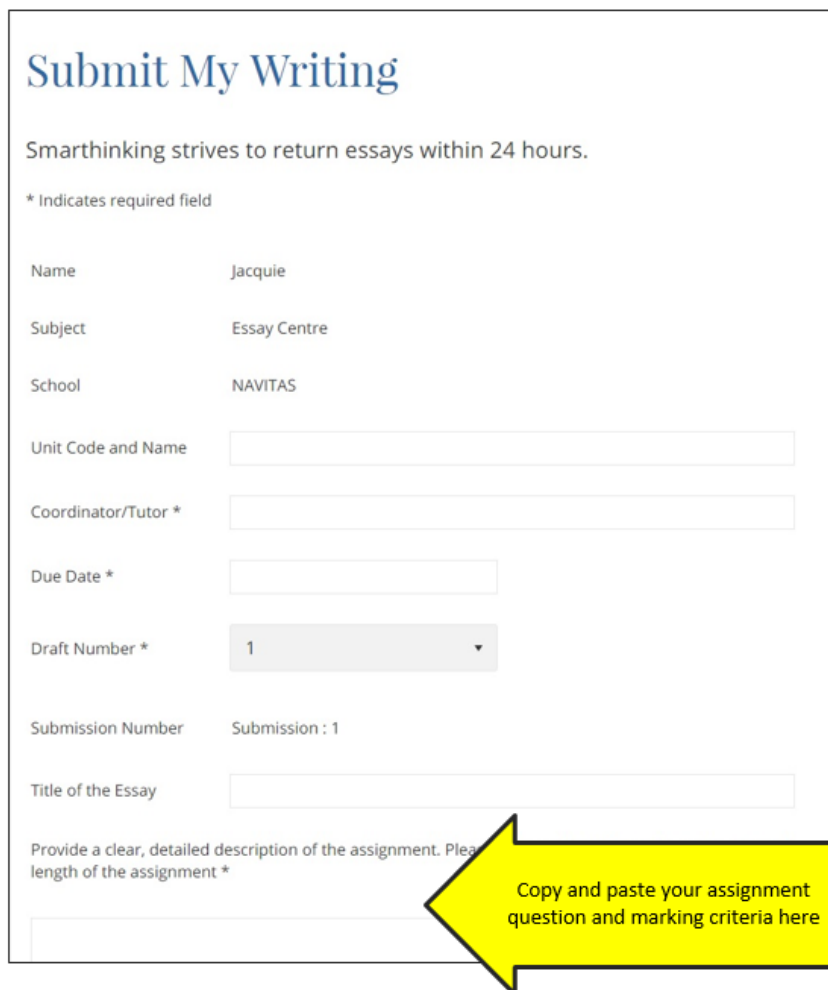
HOME / SUBMIT MY WRITING

Submit My Writing

Choose subject

Essay Centre

Step 3: Complete the online form



Submit My Writing

Smarthinking strives to return essays within 24 hours.

* Indicates required field

Name Jacquie

Subject Essay Centre

School NAVITAS

Unit Code and Name

Coordinator/Tutor *

Due Date *

Draft Number * 1 ▼

Submission Number Submission : 1

Title of the Essay

Provide a clear, detailed description of the assignment. Please include the length of the assignment *

Copy and paste your assignment question and marking criteria here

Describe the kind of help you would like from the e-structor *

Explain what you specifically want the e-structor to look at here

Select up to two areas in which you need help *

Main Idea/Topic Content Development
 Organisation Introduction/Conclusion
 Use of Resources Transitions
 Grammar & Mechanics Sentence Structure
 Word Choice

Choose two problem areas for feedback

Many Smarthinking tutors are experts in specific types of writing. If you would like a specialist in ESL, business/technical, or creative writing to review your writing, select here (for the fastest service, select "First Available Tutor"). *

First Available ESL Specialist
 Choose 'ESL Specialist' from this menu if English is not your first language

Upload Writing *

Click here to find and upload your assignment

Attached files must be MS Word documents (.doc or .docx), plain text files (.txt), or in Rich Text format (.rtf). Documents in other formats will be returned to you if we cannot read them.

[Learn how to change your file format.](#)

Click here and then also confirm submission on next page

Step 4: Select 'Choose File'

- Browse your computer files to find your assignment.

Step 5: Select 'Submit'

- And also confirm submission on the next page.

Retrieving your feedback from Smarthinking

Within 24-48 hours you will receive notification via email that feedback is available. Access Smarthinking from your online class space and select 'Review my Sessions and Submissions'.



Smarthinking FAQs

How many draft assignments can I submit?

You can submit up to 5 assignments for the term. You are encouraged to apply the general feedback to subsequent assignment tasks.

Can I submit assignments that are not 'Essays'?

Yes, the service is suited to all written assignments of a long nature. These do not need to be essays. For example case studies, long answer questions, and reports are also suitable.

What do the different 'topic areas' mean?

Content development:

- whether you have provided logical arguments pertinent to the question
- whether each main point is supported by evidence or explained fully
- whether your argument moves from one point to another logically
- whether each of the paragraphs clearly pertains to developing the main argument

Introduction/conclusion

- whether your introductory paragraph sets out the framework for the writing piece
- whether the introduction defines concepts or the way you will interpret certain concepts or definitions in the writing piece
- whether your introduction provides any necessary background to the topic
- whether the conclusion consolidates the main argument without being just a summary of the main points stated

Main idea/thesis

- whether your overall argument is clear
- whether your overall argument is relevant to the question is the thesis statement for the assignment explained clearly

Grammar & Mechanics

- whether aspects of your grammar require attention eg. the use of tenses, the use of main and subordinate clauses etc.
- whether you have used punctuation appropriately

Word choice

- whether you have used vocabulary and terms appropriately

Organization

- whether the main points are organised in a logical sequence
- whether the paragraphs are sequenced appropriately

Use of resources

- whether the quotations or paraphrases you use are relevant
- whether you have been able to use resources appropriately without inadvertently plagiarising work
- whether you use the referencing system appropriately

Transitions

- whether you use transition words/terms (eg. however, moreover, nonetheless, in spite of etc.) appropriately to connect ideas
- Sentence structure
- whether each sentence is complete and logical rather than fragmented



If you have any questions, please email the IT Help Desk helpdesk@my.navitas-professional.edu.au or call (02) 9964 6322 between the hours of 8am-7pm Monday-Friday.

© 2021 [Copyright](#). All rights reserved Navitas Limited.
[Privacy Policy](#)